

Z-PRIME™ *plus*+

Zirconia - Alumina - Metal Primer



Rx Only



Z-PRIME™ plus+

BISCO's **Z-Prime Plus** is a single-component primer used to enhance adhesion between indirect restorative materials and composite resin cements. **Z-Prime Plus** significantly enhances bond strengths to zirconia, alumina and metal substrates due to its unique combination of two active monomers, MDP, a phosphate monomer, and BPDM, a carboxylate monomer. This combination of primers gives **Z-Prime Plus** a synergistic effect resulting in its high bond strengths.



DID YOU KNOW?

Z-Prime Plus was the first ever dedicated zirconia primer. It significantly enhances bond strengths to zirconia, alumina and metal substrates better than other primers on the market, and can provide confidence in indirect adhesion that is chemically proven!



Contains MDP, allowing for a strong bond to zirconia, metal, and alumina substrates



Can be used with all metal and metal-oxide substrates



Compatible with light-cured or dual-cured resin luting cements



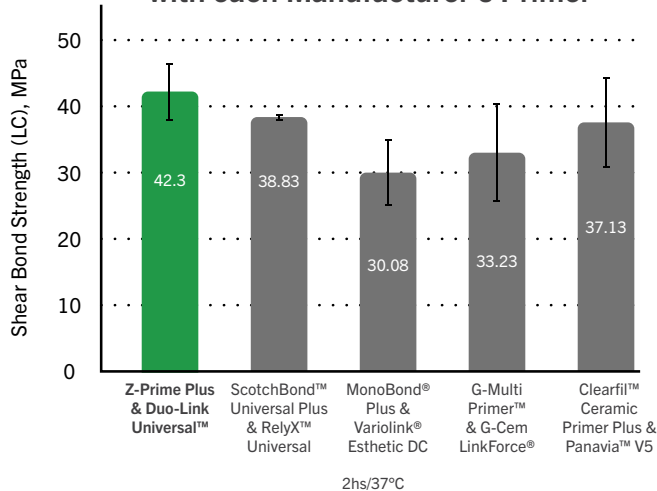
Convenient, single bottle delivery offers ease of dispensing



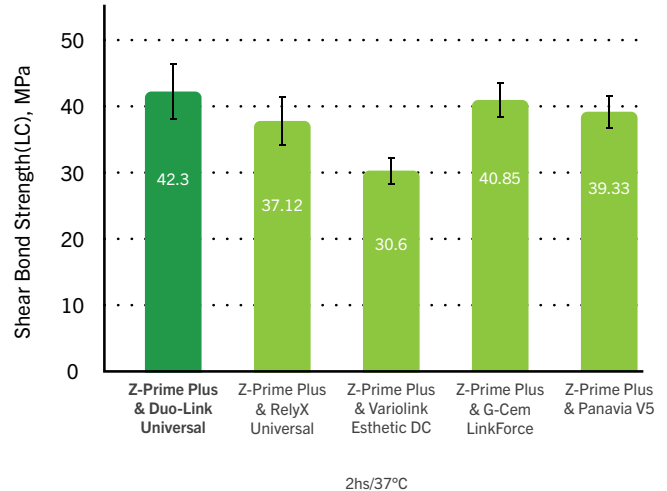
Significantly enhances bond strengths of other resin cements*

✓ YES! You CAN bond to zirconia with Z-Prime Plus.

Shear Bond Strength to Zirconia with each Manufacturer's Primer



Shear Bond Strength to Zirconia with Z-Prime Plus



* BISCO, Inc. Data
Trademarks are property of their respective manufacturers

Z-Prime Plus Case

SEE IT IN ACTION!

Dentistry courtesy of Dr. Ross Nash

1.



Prepared multiple-unit bridge.

2.



After cleaning internal surface with **ZirClean™**, apply a thin layer of **Z-Prime Plus** to the zirconia bridge. Air dry for 3 to 5 seconds.

3.



Apply two separate coats of **All-Bond Universal®**, scrubbing the preparation with a microbrush for 10-15 seconds per coat. Do not light cure between coats.

4.



Air dry to remove solvent and light-cure for 10 seconds.

5.



Fill internal surface of the restoration with **Duo-Link Universal™** resin cement and immediately seat restoration.

6.



Final restoration.

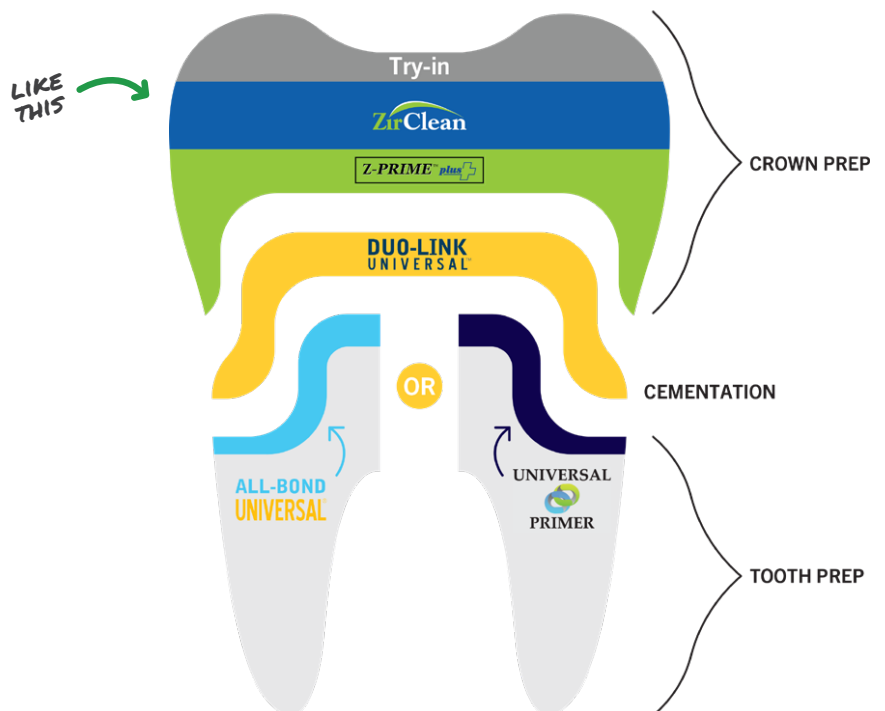
FREQUENTLY ASKED QUESTIONS

Do I apply Z-Prime Plus before or after I try in the restoration?

We recommend after try-in.



LIKE THIS



After dispensing, how much time do I have to use Z-Prime Plus?

Z-Prime Plus is a light sensitive material. Use Z-Prime Plus immediately once it is dispensed in the mixing well or protect it from ambient light.

Do I need to refrigerate Z-PRIME Plus?

No. Z-Prime Plus may be stored at room temperature.

Do I need to shake Z-Prime Plus prior to use?

There is no need to shake the bottle, as Z-Prime Plus is always homogeneous.

Better Together.



SCAN TO LEARN MORE!



Restoration Cleaner

ZirClean is a cleaning gel designed for the non-abrasive cleaning of the bonding surfaces of zirconia (and other prosthetic restorations) after intraoral try-in. ZirClean helps to achieve reliable adhesive cementation results by removing the phosphate contamination of zirconia (as well as ceramic and metal restoration surfaces) that occur during try-in.*

Clinical Significance

The use of ZirClean will help to achieve reliable cementation results with zirconia restorations after intraoral try-in.*

Product Highlights

- ✓ Delivery system offers improved ease-of-use
- ✓ Easy placement and clean up
- ✓ Helps achieve reliable adhesive cementation results*
- ✓ Contaminants such as saliva can be removed to help achieve better bond strength after try-in*

Ordering Information



Z-Prime Plus Bottles

1 Bottle Z-Prime Plus, Instructions

Z-Prime Plus (4ml) Bottle..... B-6001P

Z-Prime Plus (2ml) Bottle..... B-6002P

ZirClean Syringe..... B-7351P

1 Syringe (5g), 2 Packs of Disposable Syringe Tips (15 ea.), Instructions



Call us! We're here to help:

1-800-247-3368 • www.bisco.com

* As compared to untreated samples. Data on file.

MC-2631ZP

Rx Only

