

Preventing Dentinal Hypersensitivity

BisBlock™

A Novel Approach to Oxalate Dentin Desensitizing From BISCO

Richard Lin, Jr., D.M.D., Schaumburg, IL U.S.A.

BisBlock™ is BISCO's new Oxalate Dentin Desensitizer. With its patented application technique¹, BisBlock is designed to prevent the intra-tubular fluid movement which causes dentinal sensitivity². Unlike other desensitizers that use glutaraldehyde or Hema, BisBlock is safe, tissue friendly, and resists dislodgement due to toothbrush abrasion and other mechanical factors.


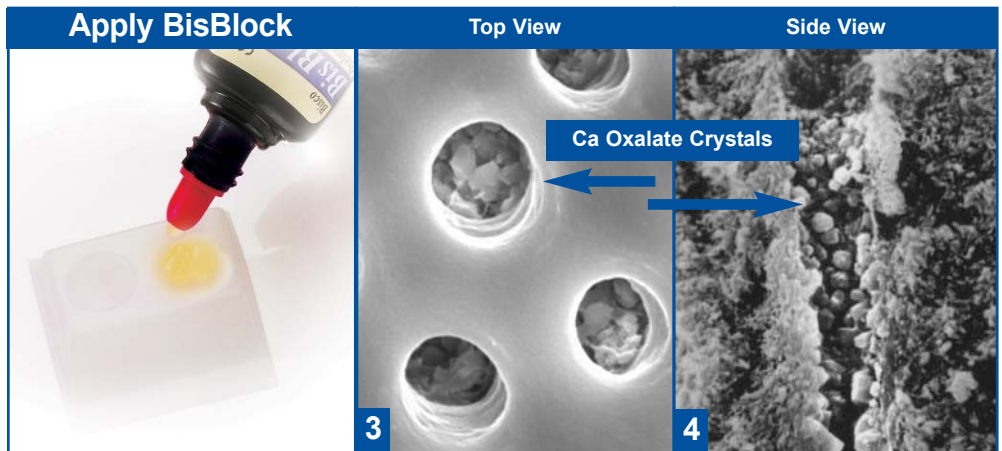

BisBlock's patented Total-Etch Technique:

- Etch with 32% Phosphoric Acid for 15 seconds.
- Rinse off the etchant and dry. (**Figures 1 & 2**)
- Apply BisBlock for at least 30 seconds.
- Rinse and leave moist for bonding*.
- Proceed with adhesive application (according to manufacturer's instructions).

(*If enamel is present, re-etch the enamel, then rinse and leave moist for bonding.)

Whether the sensitivity is due to deep caries excavations or cervical abrasions at the gingiva, BISCO's technique of etching prior to BisBlock placement allows oxalate crystals to form deep within the tubules, resulting in the blockage of dentinal fluid movement (**Figures 3 & 4**). Once a non-acidic adhesive has been applied (i.e. ALL-BOND® 2, ONE-STEP®, or ONE-STEP PLUS), it penetrates through the calcium oxalate crystals and entraps them within the adhesive during polymerization (**Figure 5**). This prevents the dislodging of the calcium oxalate crystals and prepares the restoration for bonding.

BisBlock provides long-lasting relief from dentinal sensitivity by blocking the flow of dentinal fluids in the tubules with the formation of the calcium oxalate crystals. Now patients can be sensitivity-free with BISCO's BisBlock Oxalate Desensitizer.



1. U.S. Patents: 6,406,529 and 6,506,055 by Pashley et al.

2. Hydrodynamic Theory, Brännström's, Int Dent J, 1972