D.T. LIGHT-POST® X-RO® *ILLUSION®*

Color-on-Command Technology

D.T. LIGHT-POST® ILLUSION® X-RO®

THE DENTAL ADVISOR
www.dentaladvisor.com
Editors' Choice
+ + + + +

Color when you need it. Invisible when you don't.

BISCO

Proven Anatomical Design

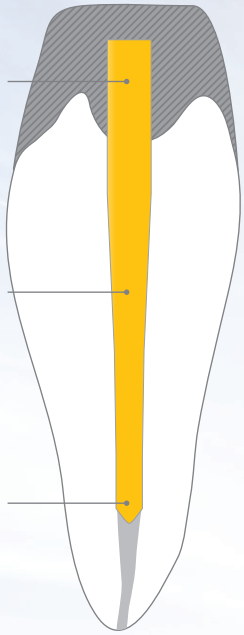

Designed by Science and Research

Ideal double-taper design means optimal adaptation, conservative preparation.

The D.T. LIGHT-POST is the first post to adapt to the treated canal, rather than the reverse. These tapers and diameters are derived from thousands of measurements on hundreds of endodontically treated teeth.

Color-on-Command

Patented* color-on-command technology simplifies the task of removing the post in the event retreatment is ever required.

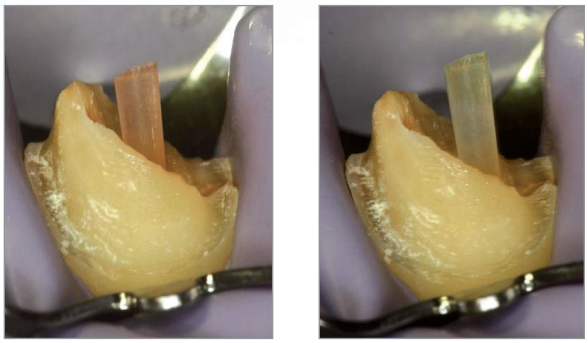

Place post (left). Color disappears and post becomes translucent (right).

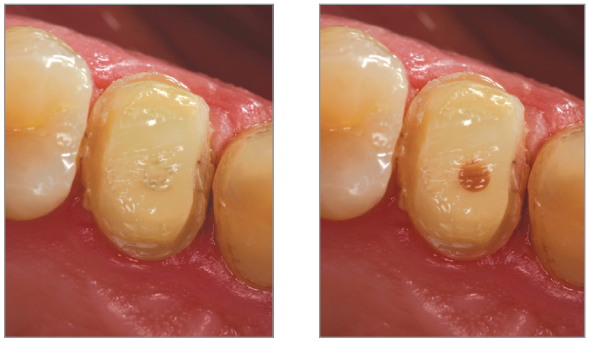

In the event of post removal, remove prosthesis and core to expose post (left). Cold water spray causes post to reappear (right).

* RTD Patents: EP 1 115 349, EP 0 432 001, EP 1 776 933, U.S. 5,328,372, U.S. 5,890,904 & Patents Pending.

01 POST SELECTION

D.T. LIGHT-POST ILLUSION X-RO

Posts are available in four different sizes to accommodate a variety of teeth and canal sizes. Drills and posts are color-coded for ease in determining which drill is to be used with each post. It also aids in size identification.

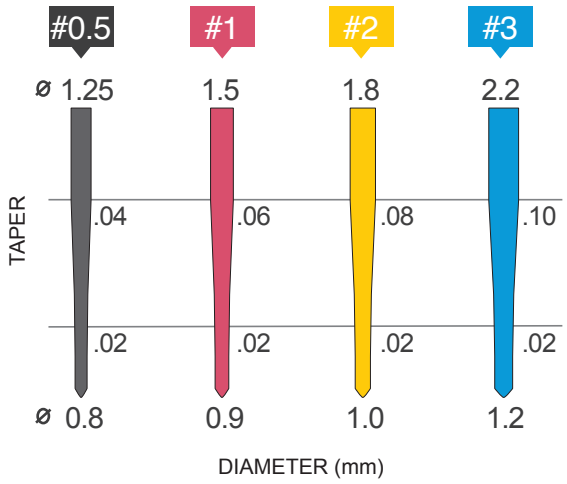

General recommendations for post space preparation:

- The post should be 2/3 of the length of the root.
- Ferrule effect should be 2mm minimum.
- Proper isolation must be used.
- Remove gutta percha with Torpan ISO 70, #1 or #2 Peeso Reamer, #3 Gates Glidden or a heated endodontic plugger.

02 CANAL PREPARATION

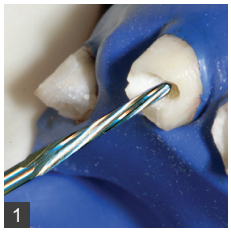

Create post space after gutta percha removal.

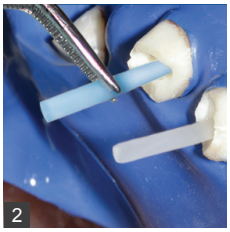

Try-in and radiograph.

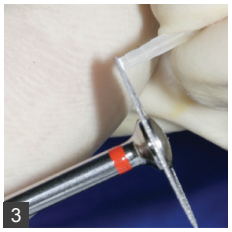

Optional: trim excess length.

Clean, etch, and prime canal with UNIVERSAL PRIMER™.

Shaping the canal:

- Use the Pre-Shaping Drill (black) to complete the preliminary preparation.

Final canal preparation:

- Use the Double Taper Drills in order, starting with the smallest, until the desired final size is accomplished.

03 CORE BUILD-UP/POST CEMENTATION

CORE-FLO DC / CORE-FLO DC Lite

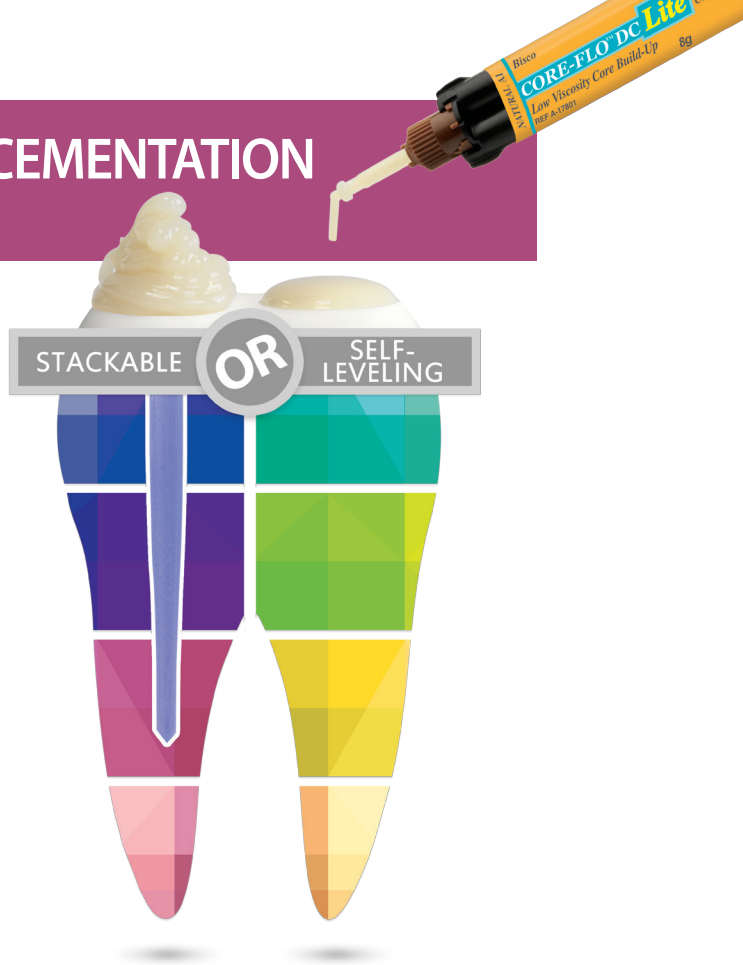

High Strength and low water sorption assures a strong foundation for crowns and direct restoratives - cuts just like dentin

Non-Slumping material allows for predictable placement and a simplified core build-up and post cementation technique

Low Shrinkage properties allow it to be used effectively as a dentin replacement material

Excellent Flowability - void-free flow makes it ideal for post cementation

Two Available Viscosities - CORE-FLO™ DC is stackable and CORE-FLO™ DC Lite is self-leveling

Research has demonstrated that a two-step cementation procedure (i.e. etch and bond) results in a 60% increase in bond strength.*

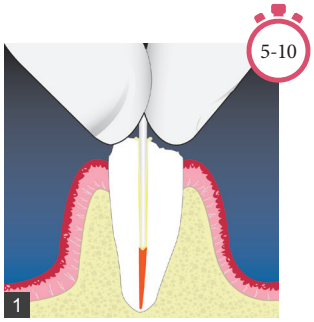

Seat the post, maintaining firm pressure with CORE-FLO DC or CORE-FLO DC Lite.

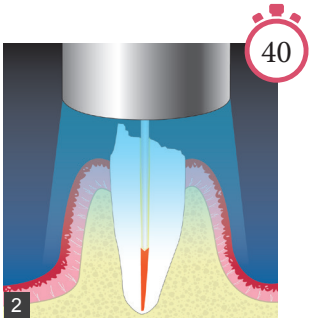

Light cure for 40 seconds.

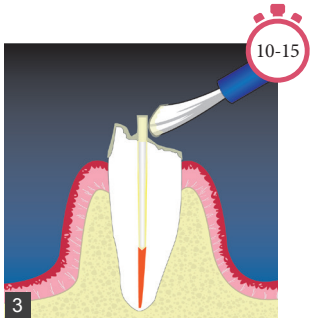

Scrub 2 coats of UNIVERSAL PRIMER or ALL-BOND UNIVERSAL®, remove excess pooling of material.

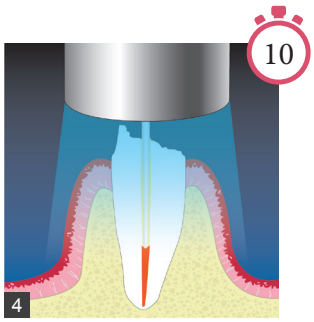

Air dry and light cure for 10 seconds.

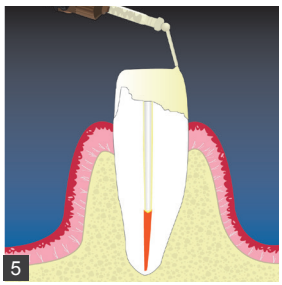

Continue to express CORE-FLO DC or CORE-FLO DC Lite around the post to build-up the core.

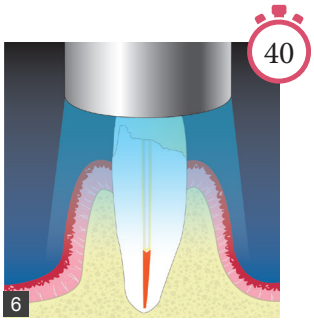

Remove excess material and light cure for 40 seconds.

***Optional:** wait 7 minutes for self cure.*

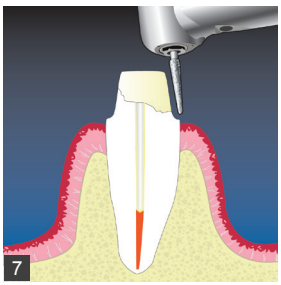

Complete preparation prior to impression.

Refer to complete instructions for detailed technique.

Visit bisco.com to learn more about BISCO's CORE-FLO DC and CORE-FLO DC Lite.

* Santos et. al. J Pent Res 89(6): 587-591, 2010.

D.T. LIGHT-POST® X-RO® *ILLUSION®*

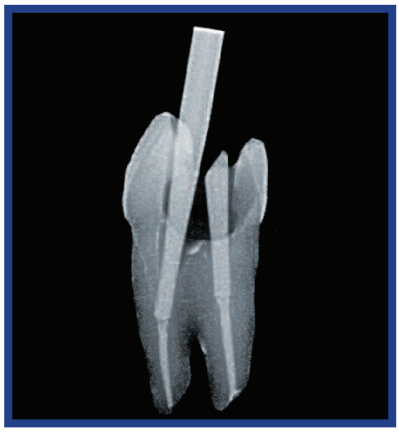

D.T. LIGHT-POST ILLUSION X-RO
Radiopacity

- 50% MORE RADIOPAQUE[1]
- 30% MORE RETENTIVE[1]
- 20% STRONGER[1]

The Most Recognized Post with **INNOVATIVE TECHNOLOGY**

UNIQUE BENEFITS

- Greater radiopacity allows clinicians easier visual on radiographs
- Corrosion-free
- Elastic modulus similar to dentin aids in stress distribution
- Improved surface roughness increases push out (bond) strength to the post by nearly 33% eliminating the need for chairside silane coatings and surface treatments
- Patented color-on-command technology simplifies the task of removing the post in the event retreatment is ever required

2004 REALITY Five Star Award REALITY'S CHOICES

2005 REALITY Five Star Award REALITY'S CHOICES

2006 REALITY Five Star Award REALITY'S CHOICES

2007 REALITY Five Star Award REALITY'S CHOICES

2008 REALITY Five Star Award REALITY'S CHOICES

D.T. LIGHT-POST ILLUSION X-RO is made from the same material and has all of the same properties and advantages as the original D.T. LIGHT-POST, which has won the prestigious REALITY'S CHOICES award five years in a row.

D.T. LIGHT-POST ILLUSION X-RO Ordering Information

CORE-FLO™ DC LITE W/ UNIVERSAL PRIMER Kit G-91860K
Five #0.5, Five #1, Five #2 and Five #3 D.T. LIGHT-POST ILLUSION X-RO Posts, One ea. of Pre-Shaping, #1, #2, and #3 D.T. Drills, 1 ea. Dual-Syringe CORE-FLO DC LITE Shades: NATURAL/A1, OPAQUE WHITE (8g ea.), 1 Bottle ea. UNIVERSAL PRIMER Parts A&B (6ml ea.), Accessories, Instructions

CORE-FLO DC W/ UNIVERSAL PRIMER Kit G-91870K
Five #0.5, Five #1, Five #2 and Five #3 D.T. LIGHT-POST ILLUSION X-RO Posts, One ea. of Pre-Shaping, #1, #2, and #3 D.T. Drills, 1 ea. Dual-Syringe CORE-FLO DC Shades: NATURAL/A1, OPAQUE WHITE (8g ea.), 1 Bottle ea. UNIVERSAL PRIMER Parts A&B (6ml ea.), Accessories, Instructions
Plus a dual-syringe dispenser is also provided.

Intro Kit G-91820K
Five #0.5, Five #1, Five #2 and Five #3 D.T. LIGHT-POST ILLUSION X-RO Posts, One ea. of Pre-Shaping, #1, #2 and #3 D.T. Drills, Instructions

Post Placement Kit G-91730K
1 Syringe UNI-ETCH w/BAC (5g), 1 Bottle ONE-STEP PLUS (6ml), 1 Syringe LIGHT-CORE™ Shade: Translucent (5g), 1 Dual-Syringe DUO-LINK™ Shade: Translucent (8g), Accessories, Instructions

D.T. LIGHT-POST ILLUSION X-RO - Package of 10, Instructions

#0.5 (Black)	X-81810P	#2 (Yellow)	X-81812P
#1 (Red)	X-81811P	#3 (Blue)	X-81813P

D.T. Drills - Vial of 2, Instructions

Pre-Shaping (Black)	X-80784P	#2 (Yellow)	X-80782P
#1 (Red)	X-80781P	#3 (Blue)	X-80783P

BISCO

To Order Call: 1-800-247-3368

Rx Only

www.bisco.com

MC-2430FP