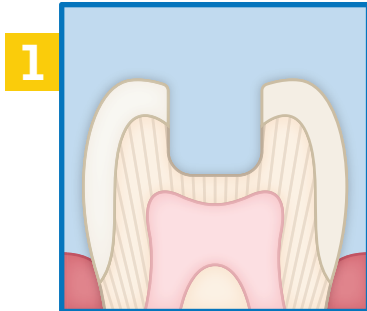


BISCO

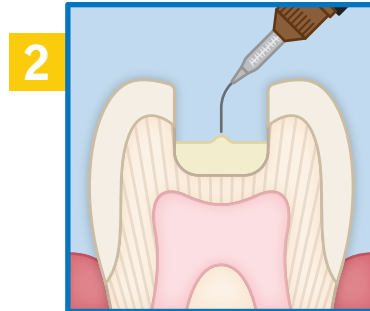
# TheraBase™ Dual-Cured

Self-Adhesive Calcium Releasing Base/Liner

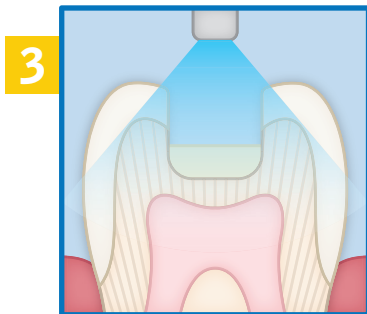
## The Sandwich Technique



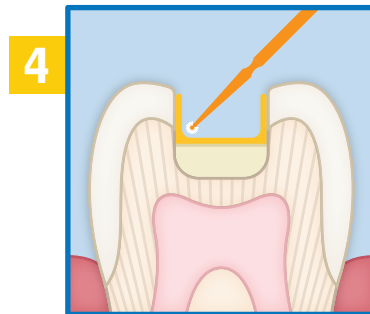
Prepare cavity. Remove all surface water using a strong stream of air on the preparation for 3 to 5 seconds. Do not desiccate.



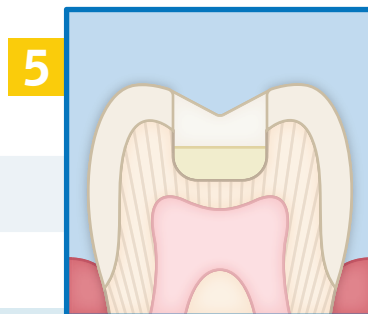
Apply TheraBase to the dentin surfaces of the prepared cavity directly from the syringe.



Light cure for 20-30 seconds or allow to self-cure.



Proceed with bonding procedure, such as All-Bond Universal® following manufacturer's instructions.



Restore with composite following manufacturer's instructions.



Rx Only

BISCO, Inc. • 1100 W. Irving Park Road • Schaumburg, IL 60193 • U.S.A. • 1-847-534-6000 • www.bisco.com

<https://www.bisco.com/symbols-glossary/>



MC-4015TB